

5,732 people live in poverty and 3,724 live in extreme poverty in House District 35.



1,598 households in House District 35 are severely rent burdened, meaning they pay more than half of their income toward housing. In Illinois, nearly 1 in 4 renters is severely rent burdened.



Across the state, 391,165 working Illinoisans live in poverty. 1,391 of these workers live in House District 35.



3,315 households in House District 35 receive SNAP (food stamps) to help feed their families.



1,072 children are living in extreme poverty in House District 35. There are 252,990 children living in extreme poverty in Illinois.



170 people in House District 35 are on parole, and 4.4 million adults in Illinois (45%) have an arrest or conviction record, which act as substantial barriers to work and well-being.



11,535 children, parents, and other eligible adults (ages 19-64) are insured by Medicaid in House District 35, 4,930 of which are eligible due to the Affordable Care Act Medicaid expansion.





Federal Poverty Level for a family of 3 (Annual Income):

Extreme Poverty: \$9,425

Poverty: \$18,850

Poverty undermines the basic human rights of your constituents, who are part of the 1.2 million Illinoisans living in poverty – 801,989 of whom live in extreme poverty. Together we can work to end poverty in Illinois.

Federal Poverty Thresholds, 2016

Family Size	Extreme Poverty (0-49% FPL)	Poverty (0-99% FPL)	Low Income (100-199% FPL)
	\$6,243	\$12,486	\$24,972
	\$8,036	\$16,072	\$32,144
	\$9,387	\$18,774	\$37,548
	\$12,378	\$24,755	\$49,510

U.S. Census Bureau's poverty thresholds for 2016 by size of family and number of related children under 18 years.

Data Sources and Notes

Legislative district fact sheets were compiled by the Social IMPACT Research Center at Heartland Alliance.

Poverty, extreme poverty, working poor, severe rent burden, SNAP, and Medicaid data come from the U.S. Census Bureau's [American Community Survey 5-year estimates program](#).

Parole data comes from the Illinois Department of Corrections, on file with the author. The number of Illinoisans with a record comes from the National Employment Law Project's analysis of Bureau of Justice Statistics' data.

Visit www.heartlandalliance.org/policy-and-advocacy for other Illinois Senate and House District fact sheets on poverty and well-being.

Parolee and Justice icons courtesy of Jai and Gan Khoon Lay of the Noun Project.

For more information contact:
 Kimberly Drew
 312.870.4948 • kdrew@heartlandalliance.org
 Associate Director - Policy and Advocacy
 Heartland Alliance for Human Needs & Human Rights
www.heartlandalliance.org